

# COMPRESSION COLUMN LOAD CELL FOR WEIGHBRIDGES/TRUCK SCALES

*capacities 30t, 40t*



This stainless steel self-centering rocker column load cell is fully welded and hermetically sealed, with protection to IP68/IP69K. It is an ideal solution for weighbridges/truck scales thanks to its approval to OIML C4 (4000 divisions), as well as in-built lightning surge arrestors and a tough, durable polyurethane cable. Anti-rotation is achieved by means of 2 flat faces on either side of the load cell base, with corresponding flat faces in the lower mounting cup.

Corner correction at the junction box is minimised because the T35 is pre-corner adjustment optimised at  $\pm 0.05\%$  by output current calibration (in  $\text{mV/V}/\Omega$ ). This saves a significant amount of time during commissioning.

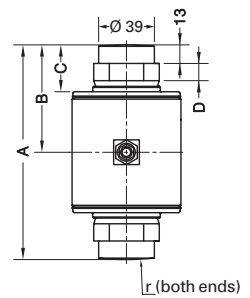
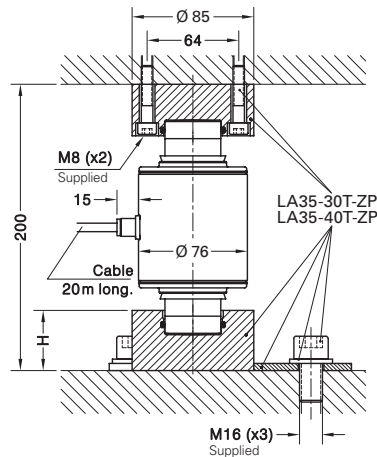
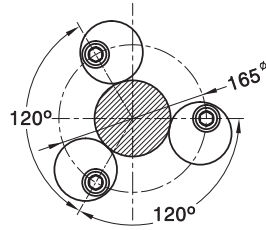
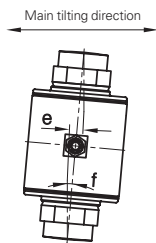
For use in weighbridges/truck scales a set of zinc plated steel mounting cups, centering discs and bolts is available as an optional item.

For applications in aggressive environments where stress corrosion or acid attack could be an issue, a special Parylene coating can be specified as an option. The T35 is also available with a High Temperature option.

- Stainless steel load sensor
- Fully welded and hermetically sealed to IP68/IP69K
- In-built surge arrestors for lightning protection
- Calibrated in  $\text{mV/V}/\Omega$  for pre-corner adjustment optimisation
- Simple installation
- Self-centering rocker column design with flat anti-rotation faces
- Approval to OIML R60 C4 (4000 divisions)
- Mounting cup accessories available
- High Temperature option available
- 3 year warranty

# T35

technical specification...



## T35 Load Cell

	Load cell specification		Units
<b>Load Cell Capacities</b>	30, 40		tonnes
<b>Rated Output</b>	2		mV/V **
<b>Accuracy Class</b>	4000		n.OIML
<b>Combined error</b>	< ± 0.013		%*
<b>Non-repeatability</b>	< ± 0.015		%*
<b>Creep (30 minutes)</b>	< ± 0.012		%*
<b>Temperature Effect on Zero Balance</b>	< ± 0.002		%* / °C
<b>Temperature Effect on Span</b>	< ± 0.0012		%* / °C
<b>Compensated Temperature Range</b>	0 to +50		°C
<b>Operating Temperature Range</b>	-50 to +70		°C
<b>Safe Overload</b>	200		%*
<b>Ultimate Overload</b>	350		%*
<b>Zero Balance</b>	±2		%*
<b>Input Resistance</b>	1150		Ω ± 50
<b>Output Resistance</b>	1005		Ω ± 5
<b>Insulation Resistance</b>	> 5000		MΩ @100v DC
<b>Recommended Supply Voltage</b>	5-15		V
<b>Maximum Supply Voltage</b>	15		V
<b>Cable Length</b>	20		m
<b>Cable Material</b>	Polyurethane		
<b>Protection Class</b>	IP68/IP69K		
<b>Nominal Shipping Weight</b>	30t	Load Cell	3.4 kg
		Accessory	4.2 kg
	40t	Load Cell	3.6 kg
		Accessory	3.7 kg

\* All percentages are related to Rated output

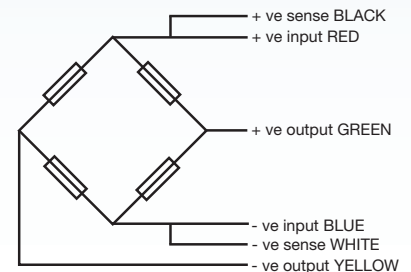
\*\* Pre-corner adjustment optimised at ± 0.05% by output current calibration

## Dimensions

Capacity	30t	40t
<b>A</b>	140	150
<b>B</b>	70	75
<b>C</b>	28	33
<b>D</b>	7	12
<b>e max.</b>	10.5	10
<b>f max. permitted tilting</b>	5°	5°
<b>r Radius</b>	180	235

Accessory	Dim H.
<b>LA35-30T-ZP</b>	52
<b>LA35-40T-ZP</b>	42

All dimensions are in mm



## Electrical Connections

Via 6 wire, 5.7mm diameter, screened polyurethane cable.

Screen not connected electrically to load cell.

## Construction

Load cell manufactured from stainless steel

## Options

Mounting accessory set comprising zinc plated steel top & bottom mounting cups, centering discs, 3 off M16 bolts and 2 off M8 bolts.

Part number LA35-30T-ZP (30t capacity) or LA35-40T-ZP (40t capacity).



## KANTA KING

Channel Partner

+91.9560915555

info@kantaking.com

C-25, 2nd Floor, DSIDC Complex, Kirti Nagar, New Delhi - 110015

www.kantaking.com

Our policy is one of continuous product enhancement. We therefore reserve the right to incorporate technical modifications without prior notification.



www.kantaking.com